



SCAN ME

ST FRANCIS OF ASSISI  
1:1 IPAD  
PARENT INFORMATION  
NIGHT

# What will I learn today?



PURPOSE OF THE 1:1  
IPAD PROGRAM



CONDITIONS AND  
AGREEMENTS



CYBER SAFETY



# WHY?

## **WHY IS THIS TECHNOLOGY BEING IMPLEMENTED IN CATHOLIC SCHOOLS?**

“CEWA is committed to using technology to augment and accelerate the high standard of learning which already takes place in Catholic schools. Using feedback and data from teachers, students and leaders, we ensure that technology is only implemented in classrooms to the benefit of students.”

<https://leadinglights.cewa.edu.au/parents-community/>

# 1:1 iPad Program

- It is our duty of care to empower our students by providing them with the tools to become cultivated, engaged and focused learners. At Saint Francis of Assisi we aim to provide upmost transparency to show that your child is receiving the best learning experience.
- At St Francis of Assisi Catholic Primary School, we have access to 1:1 iPads across the school from Year 1 through to Year 6, with banks of shared iPads available for small groups in Kindy and Pre-Primary. Access to this sort of technology provides a valuable opportunity for our children to become responsible digital citizens for our future society.
- In Years 1-3, iPads are accessed only at school, whereas from Year 4-6, the iPads are used at school and home. As with any teaching resource, the iPad is a tool to enhance the teaching and learning cycle to assist in building creative and innovative learners. Our aim is to use the technology to enrich and redefine learning experiences across the curriculum.

# Use of iPads

- The St Francis of Assisi Catholic Primary School (SFOA) ICT Acceptable Use and Code of Conduct Agreement that relates specifically to the St Francis of Assisi Catholic Primary School iPad Program. It supports our school value of fostering 21stCentury Learners. As a school, we endeavour to utilise (where possible and practicable) technology to enhance education and prepare our students for the future. The document's purpose is to ensure that students are aware of their responsibilities when using their school iPad at school or home.
- The image below shows what will be displayed on each student's iPad lock screen. It is a summary of the iPad contract and indicates that every time they open their iPad they are agreeing to terms and conditions of the iPad contract.

# Lock Screen



**SAINT FRANCIS OF ASSISI**

## **Acceptable Use and Code of Conduct Agreement**

### **Be Safe**

- ❖ Your personal details should be kept private.
- ❖ Keep your iPad cover on at all times.
- ❖ Hold your iPad correctly 'two hands, feet apart, wings in'.
- ❖ Handle all SFOA ICT equipment with care.

### **Be Responsible**

- ❖ Only accessing the applications and information the teacher has requested.
- ❖ Charge your iPad every night.
- ❖ Do not leave your iPad unattended.
- ❖ Report any damage immediately to your teacher or parent.

### **Be Respectful**

- ❖ Correctly acknowledging the work of others according.
- ❖ Never touch another student's iPad without permission.
- ❖ Use polite and courteous language if communicating via the device.
- ❖ Respecting the privacy of others and ask for permission before taking photos or video.

*\*If you swipe to unlock this iPad you are agreeing to all terms and conditions of the iPad contact.\**

# Fee Structure

## ICT Levy

- \$200 ICT Levy Charged per year over Year 4/5/6
- Total of \$600 over 3 years

## What does the ICT Levy cover?

- 128gb iPad
- SFOA Branded Hard Shell Protective case (STM)
- Mobile Device Management - \$11/child (allows us to control apps and use of iPads)
- Applications – used by students

## IPad Costs to School

- \$550 (ext GST) for iPad and Case



### Insurance:

- There is no insurance provided with the iPads.
- Additional \$110/device so we have decided against it.

### ICT Operating Costs to School:

- WIFI
- IT Support
- Licensing and network

### *Schedule of Damages / Fees*

DAMAGE	PARENT FEE
Headphone jack broken (stuck)	\$30
Cracked screen	\$100
Water damaged (drink bottle leak)	\$150
Lost	\$250

## DAMAGE

You will be expected to sign the statement...

I understand damage incurred to the iPad as a result of carelessness or a lack of responsibility for the iPad will incur a fee to support the repair and return of the iPad to my child.

# Social Media and Online Safety



## Social media users by generation



**90.4%**

Millennials



**77.5%**

Gen X



**48.2%**

Baby Boomers

Millennials

90.4%

Gen X

77.5%

Baby Boomers

48.2%

(Emarketer, 2019)

# We believe...

**“The world is changing. The skills we equip our children with must change to meet demand – digital literacy, problem solving and adaptability are among the most sought-after skills for young job-seekers.”**

<https://leadinglights.cewa.edu.au/parents-community/>



## Social Media Statistics for 2020

### Daily Active Social Media Users

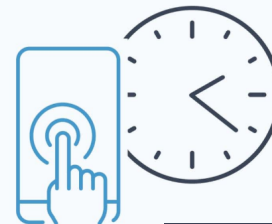


**3.5 billion**


social media users –  
which equates to **about 45% of the population.**  
(Emarsys, 2019)

### Time spent on social media per day

An average of  
**3 hours**  
per day is spent on **social  
networks and messaging.**  
(GlobalWebIndex, 2018)



### Instagram Stories Usage



Daily active Instagram  
Stories users **increased**  
**from 150 million** in  
January 2017 to

**500 million**

daily active Stories  
worldwide in January 2019.  
(Statista, 2019)

### Social Media Users Via Mobile

**91%**

of all social media users  
**access social channels via  
mobile devices.** Likewise,  
almost 80% of total time  
spent on social media sites  
occurs on mobile platforms.  
(Lyfemarketing, 2018)



# The latest teen social media statistics

- 65% of parents surveyed by Pew Researchers said they worry about their kids spending too much time in front of screens
- YouTube was the most used social media app among teens in 2019, followed by Instagram and Snapchat, according to Statista
- TikTok became the fastest growing new app for American teens in 2019. 60% of TikTok users were ages 16 to 24, according to Business of Apps
- The Common Sense Census studied smartphone use among American teens and found:
  - In 2015, 24% of kids ages 8 – 12 had their own smartphone. In just four years, that number went up to 41%
  - In 2015, 67% of teens ages 13 – 18 had their own smartphone. By 2019, the number climbed to 84%
  - The average 8 to 12 year-old American kid spent four hours and 44 minutes looking at screens each day in 2019
  - American teens, ages 13 to 18, used entertainment screen media for an average of seven hours and 22 minutes each day in 2019

Retrieved from <https://smartsocial.com/social-media-statistics/>



## What is social media?

Social media refers to any digital platform, system, website or app that enables people to create and share content, and connect with each other. Here are a few of the most popular sites that teenagers use, and how they work:

### Facebook

A free site where registered users (aged 13 and up) can share pictures, links, videos, and other content with their 'friends'. Friends are other registered users you have connected with within the network. Most of the time, anything you share will only be seen by the people you have 'friended'. Facebook changes its privacy settings regularly so it's important to [stay up-to-date with their settings and policies](#).

### Instagram

A free image sharing service that is used mainly on mobile devices. On Instagram, it's common to connect with people you don't know but share common interests with (for example, Taylor Swift). You can have a public account or a private account where only friends can see your posts. Instagram also has their own [privacy settings to stay up-to-date with](#).

### Snapchat

A mobile phone messaging application that allows you to send video or picture messages to one or more people at a time. The messages are only viewable for a few seconds at a time, as determined by the sender. However, there are ways of saving the images using other phone functions.

### TikTok

A free video sharing platform where users can shoot, edit and share short videos. Like other social media apps, users can follow, like and comment on everything they see. The bulk of TikTok users are 24 and younger.

Retrieved from <https://parents.au.reachout.com>

# What is social media

Social Media Growth-  
<https://influencemarketinghub.com/social-media-statistics/>

# So...Just get rid of it?



If cyber safety is such an issue why don't we just take it all away?...  
Because instead we need to provide our students with the  
**skills, communication and trust**  
to work safely online.



# What are we doing to monitor and control your child's iPad use?



## **ZULUDESK**

- At Saint Francis of Assisi we use Zulu desk to manage school iPads and distribute apps for use within lessons. **ZuluDesk** is a 'Mobile Device Management' system which allows Teachers the control over just how a student's iPad is used. It has a range of features which allows it to 'Lock in' apps or specified websites for an allocated time. It also allows restrictions to be easily placed on iPads within the classroom or home, enabling distractions to be minimised and indeed e-safety made paramount.

## **PLEASE NOTE**

- Catholic Education Office controls the filtering and accessibility of online material.
- It is not possible to block every 'risky' word or phrase
- Education of students being safe and appropriate online is vital.
- All apps on the iPads will be uploaded by the school. It is still important to monitor iPad use when at home.

## **APPLE CLASSROOM**

Apple Classroom allows teachers to monitor student progress and keep them on track. With Apple Classroom, teacher can easily launch the same app on every student iPad at the same time or launch a different app for each group of students. Apple Classroom helps teachers focus on teaching, so students can focus on learning.

- Assign Shared iPads to students
- Start, focus, or pause student work
  - Launch any app, website, or book
  - Lock into a single app to help students focus
  - Lock screens to pause work or refocus your class
  - Mute audio on student devices
- See what the students see with Screen View
- Share documents and links with the class using AirDrop
- Share student work on the classroom Apple TV
- Reset forgotten passwords
- Organize students using groups

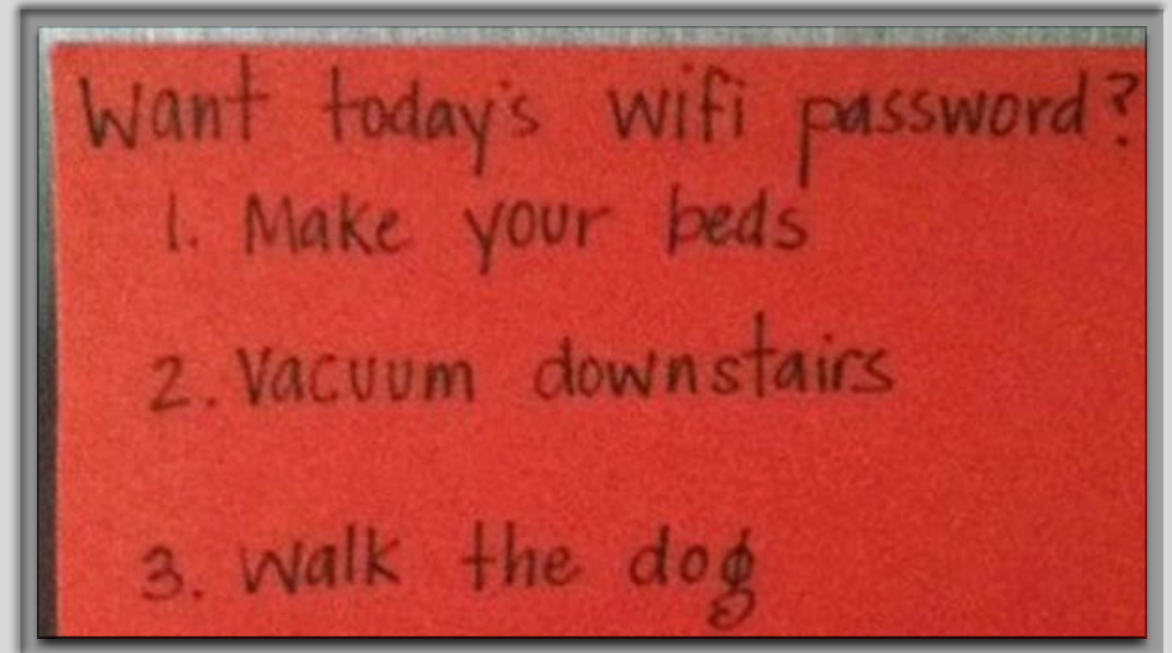


# What can you do to monitor and control your child's iPad and social media use?



# Food for Thought?

- Where are devices kept?
- Where are devices charged?
- Are there curfews?
- consequences for inappropriate usage?
- what apps are allowed?
- Who controls the Apple id?
- Communication & Honesty
- Ignorance is not bliss



# Checking Search History?

If the history is clear, ask the question .....

“Why did you feel the need to clear the history?”

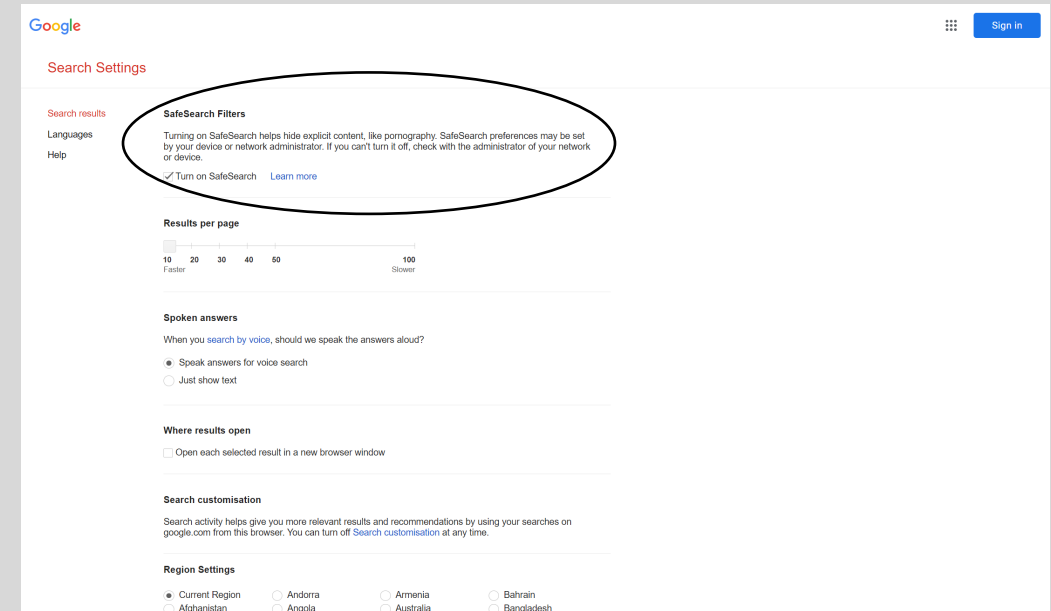
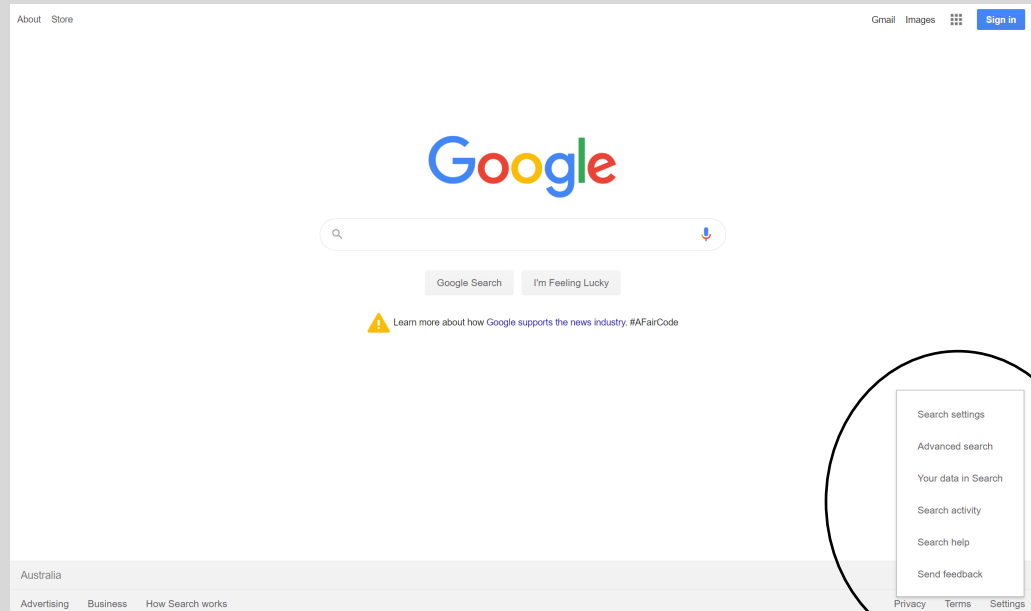


**Judge Judy**

Traumatizing Kids since 1942

# Google Safe Search

Google 'Safe Search' will screen searches for questionable content. Safe search is a feature on google search that allows you to automatically filter offensive contents and illicit search results







# Parental Control Services

- Family Zone
- Net Nanny
- Web Watcher
- McAfee Safe Eyes

## Safety Online

These [National Safety Online Posters](#) that have been created to guide parents and guardians with online safety. We post them weekly on the school's Facebook page.





# Online Resources

As parents and caregivers you know your child better than anyone and have the best opportunity to support and guide them to have safer online experiences.

eSafety- Online Safety- A guide for parents and carers

<https://www.esafety.gov.au/sites/default/files/2019-09/English%20-%20Parents%20guide.pdf>

ySafe has become **Australia's leading provider** of cyber safety education.

<https://www.ysafe.com.au/>


[Online Safety Guide](#) created by eSafety Commissioner.

Australian Institute of Family Studies

<http://www.aifs.gov.au/nch/pubs/sheets/rs25/index.html>

Leading Lights provides a Parent Portal as your window into your child's education.

<https://leadinglights.cewa.edu.au/>



# Pencil it in!

Upcoming ySafe Parent  
Workshop in 2021

Tuesday 9th March 6-7pm